

Shopping List

This game is to help your child follow and remember instructions with several parts.

To play this game you will need the food pictures attached and a bag or basket. Cut out the pictures and make sure your child knows what each one is before you start.

Set up a 'shop' on a table or the floor on one side of the room and then sit with your child on the other side of the room. If you are not next to the items it will encourage your child to remember what you say for longer. Give your child the shopping basket and ask them to go shopping for you

e.g. 'Go to the shop and get some **beans** and **apples**'

Check the bag to make sure they have the correct items. You will need to replace the items after each shopping trip!

You may have to encourage your child to listen carefully for all the things before he or she goes to get them. If they need help you can simplify the instruction and encourage your child to repeat it back to you before they go to the 'shop'.

Keeping focussed

Make sure you keep your child's attention by making the activity fun. Keep the game short and sweet if they are struggling to remain focussed.

Variations:

To make this game easier, ask for one item at a time or pause between asking for each item.

To make this game harder, ask for more items or set up the 'shop' in a different room so your child has to remember the instruction for longer.



Shopping List



Copyright ©2020 Speech Link Multimedia Ltd




Copyright ©2020 Speech Link Multimedia Ltd




Copyright ©2020 Speech Link Multimedia Ltd



Copyright ©2020 Speech Link Multimedia Ltd




Copyright ©2020 Speech Link Multimedia Ltd



Copyright ©2020 Speech Link Multimedia Ltd



Copyright ©2020 Speech Link Multimedia Ltd



Copyright ©2020 Speech Link Multimedia Ltd



Copyright ©2020 Speech Link Multimedia Ltd

bananas, milk, cake, spaghetti, apple, bread, juice, beans, chips