

# Monster Food

This game is to help your child hear the difference between sounds at the beginning of words.

Cut out two strips of the pictures attached. Check that your child knows all the pictures before you start.



Tell your child a story about two monsters who like to eat different things. The first monster only likes to eat things beginning with one sound. The second monster only likes to eat things beginning with the other sound.

Place the pictures face down in a pile. Let your child take the first picture and say the word. They then have to decide which monster likes the picture.

You may have to point out if your child makes a mistake saying “Is it a...?” Try to encourage your child to correct their own mistakes. If they cannot do this then you say the word for them so they can listen for the sound at the beginning and decide which monster likes that picture.



## Variations

To make this game easier you say all the words for your child emphasising the first sound.

To make this game harder ask your child to think of some words for each monster and draw them.

# Monster Pictures











Copyright © 2020 Speech Link Multimedia Ltd



Copyright © 2020 Speech Link Multimedia Ltd



# Sound pictures

<p><b>b</b></p> 	<p><b>f</b></p> 
<p><b>k</b></p> 	<p><b>s</b></p> 
<p><b>l</b></p> 	<p><b>t</b></p> 
<p><b>ch</b></p> 	<p><b>w</b></p> 



bee, bear, bed, book, bus, four, fire, farm, fish, fork, car, cat, key, king, cake, sun, sock, soap, sea, sing



Sound Squares



leaf, leg, light, log, lemon, toe, tie, teddy, tiger, t-shirt, chip, chair, cheese, chocolate, chick, wall, web, watch, wolf, window