


Kings and Knights



This game is to help your child listen to sounds in different positions in words.

Cut out the pictures attached and check that your child knows each one before you start. Place the sound on the orange square and the pictures in a pile face down on the floor or table.

Say the sound for your child and tell them to listen carefully for this special sound as you say the words.

Choose the first picture from the pile and say the word for your child. Ask him or her to work out where the special sound comes in the word. If it is at the beginning of the word place the word under the kings. If the sound comes at the end of the word place the picture under the knights.

Continue until all the pictures have been placed under the kings or the knights.




If your child makes a mistake repeat the word emphasising the special sound.

Variations

To make this game easier use fewer pictures.

To make this game harder include some words that do not have the special sound.

Kings and Knights board







t sound



k sound



t sound: teddy, boat, tiger, cut, gate, table, tooth, top, fruit


k sound: sock, cat, card, comb, duck, king, dark, book, catch

This activity is part of SPEECH LINK.



Find out more at www.speechandlanguage.info



m sound



f sound



m sound: milk, climb, mug, moon, farm, comb, mouse, swim, game f sound: fire, roof, fan, foot, leaf, golf, fence, knife, scarf

This activity is part of SPEECH LINK.

Find out more at www.speechandlanguage.info



 s sound			
			
		 sh sound	
			
			

s sound: soap, mouse, sock, horse, seal, sun, bus, kiss, sing **sh sound:** ship, fish, sheep, shed, brush, wash, shop, shelf, push

This activity is part of SPEECH LINK.

Find out more at www.speechandlanguage.info