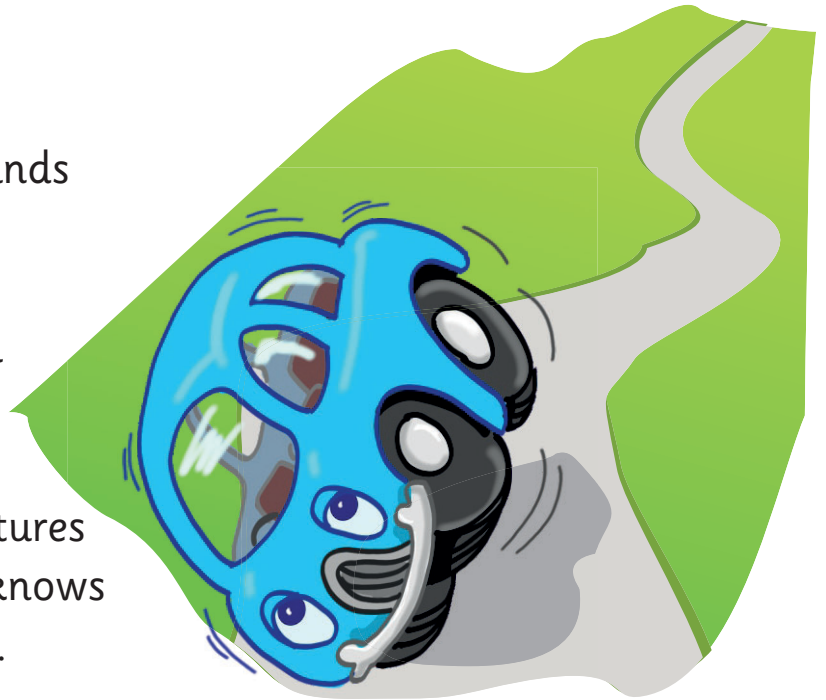


Roll the Car

This game is to help your child hear the difference between sounds at the beginning of words.

To play this game you will need a car or ball to roll.

Cut up the sound and word pictures attached and check your child knows all the pictures before you start.



Place the sound pictures in a line face up on the floor in front of your child. Leave space between them. In this game your child will be trying to roll the ball or car over the sound pictures. Place the word pictures face down on the floor.

Take a picture from the pile and say the word for your child. Ask him or her to roll the car or ball over the sound at the beginning of the word. If your child makes a mistake repeat the word emphasising the first sound. Continue until you have used all the word pictures.

Variations

To make this game easier use fewer pictures and place them nearer your child.

To make this game harder use more sound pictures.

| b sound | d sound | v sound | j sound |
|---|---|--|---|
|  |  |  |  |
|  |  |  |  |
|  |  |  |  |
|  |  |  |  |
|  |  |  |  |

b words: bear, biscuit, book, bubble d words: doll, dinosaur, duck, dolphin v words: vase, violin, veg, vampire j words: jam, juice, jewel, juggle



r sound




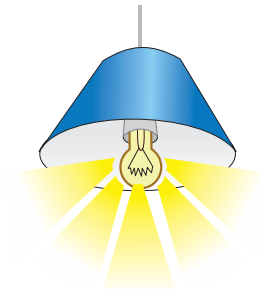
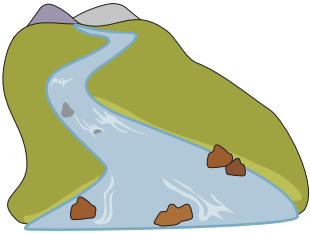
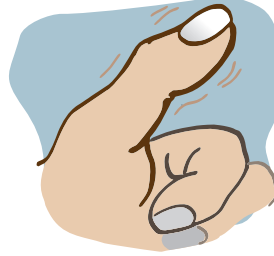
g sound



th sound



l sound



r words: read, river, red, rabbit g words: goat, garden, gate, golf th words: thumb, think, throw, thunder l words: log, light, lemon, lion