


# Turn Over

This game is to help your child understand words we use when placing conditions on instructions,



e.g. 'Get a drink **unless** you had one before.'

'You can wear any socks **except** the spotty ones.'

'Dad will be happy **but not if** you're still up.'

These are very complex words to learn. This game will help your child practise working out the meaning of these conditional words.

To play this game you will need a set of instruction cards and a set of shape cards.

Cut out the shape cards and place them all on the table face up. Place the instruction cards in a pile face down. Each player takes a turn to take an instruction card and follow the instructions turning over the shapes as directed. If the instruction cannot be completed the turn passes to the next player. The winner is the player who manages to turn the last card over.

You may have to explain to your child what each of the conditional words mean,

e.g. 'Turn over all the triangles except the yellow one.'

'That means you need to turn over the blue triangle and the green triangle and leave the yellow triangle where it is.'















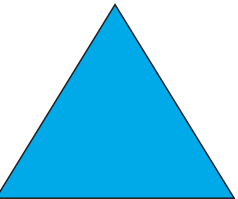

## Variations

To make this game easier use fewer shape cards.

To make this game harder make up your own instructions adding in two conditions, e.g. 'Turn over the yellow triangle unless there is another triangle or a blue square'.

# Shape Cards



Copyright ©2020 Speech Link Multimedia Ltd

# Instruction Cards



Turn over all the squares <b>except</b> the red one	Turn over all the squares <b>except</b> the yellow one	Turn over all the circles <b>except</b> the blue one	Turn over all the circles <b>except</b> the green one
Turn over all the stars <b>except</b> the red one	Turn over all the stars <b>except</b> the green one	Turn over all the triangles <b>except</b> the yellow one	Turn over all the triangles <b>except</b> the blue one
Turn over any card <b>except</b> a red one	Turn over any card <b>except</b> a blue one	Turn over any card <b>except</b> a green star	Turn over any card <b>except</b> a yellow circle
Turn over two cards <b>unless</b> there is a green triangle	Turn over two circles <b>unless</b> there is a blue square	Turn over two cards <b>unless</b> there is a yellow star	Turn over two stars <b>unless</b> there is a red circle
Turn over a blue shape <b>unless</b> there is a green circle	Turn over one triangle <b>unless</b> there is a red square	Turn over a star <b>unless</b> there are two green shapes	Turn over a triangle <b>unless</b> there is a blue star

Copyright ©2020 Speech Link Multimedia Ltd

# Instruction Cards



Turn over one square <b>unless</b> there are two triangles	Turn over a triangle <b>unless</b> there are two stars	Turn over all the stars <b>unless</b> there are two squares	Turn over two circles <b>unless</b> there are no blue shapes
Turn over one square <b>but not if</b> there are two circles	Turn over one star <b>but not if</b> there is a blue triangle	Turn over one triangle <b>but not if</b> there is a green square	Turn over two squares <b>but not if</b> there are two stars
Turn over two squares <b>but not if</b> there is a green star	Turn over two stars <b>but not if</b> there is a blue triangle	Turn over a blue card <b>but not if</b> there is a star	Turn over a green card <b>but not if</b> there is a triangle
Turn over two triangles <b>but not if</b> there is a red circle	Turn over two circles <b>but not if</b> there is a yellow square	Turn over a red card <b>but not if</b> there is a circle	Turn over a yellow card <b>but not if</b> there is a square

Copyright ©2020 Speech Link Multimedia Ltd